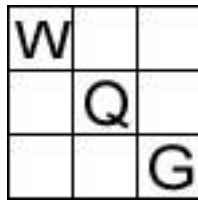


Nine Patch News



Woodstock Quilt Guild

October 2017

2017-18 Executive

President- Janet Wright

Vice President - Trisha Robinson

Past President- Ellen Armour

Registrar - Colleen McKee

Secretary - Sandy Corey

Treasurer- Kim Reeleder

Website: <http://www.woodstockquiltguild.weebly.com>

Committees:

Community Quilts - Gail Lawrence

Fat Quarter Draw : Dianne Lawson

Web Site: Marilyn Sarchfield & Jolene Clark

Phone Committee: Linda Markey & Terry Dickinson

Refreshments: Maxine O'Donnell

Sunshine: Linda McAfee

Photography: Dorothy Davis

Library: Ann Grant

Program: Jolene Clark

Newsletter: Janet Wright

Quilt Show: Betty Doherty ?? Maybe :P

Booking Instructors: Janet Melanson & Diane Scott

Retreat: Annette Dykeman, Linda Markey & Terry Dickinson

Legacy - Suzanne Hunter but still OPEN

Super Saturday: Betty Doherty & Susan Hayden

Chairperson of Words: Catherine Sutherland :To be explained

President Message

I hope you have all been as busy as I have this month. Get out those needles and fabric and lets sew!! I am giving you 2 blocks to do for the president's quilt this month

<http://woodstockquiltguild.weebly.com/presidents-quilt.html>

Meeting dates for the year

October 2nd November 6th December 4th January 8th February 5th
March 5th April 9th May 7th June 4th

Underlined dates are the second Monday of the month

Meeting agenda

Opening Remarks, Welcome - intro of new members and Legacy

M- Approval of Agenda, as published in October 2017 newsletter

M- Approval of September 2017 minutes, as published in October 2017 newsletter

- Business arising from the minutes

- Correspondence

M- Treasurers Report - as published in October 2017 newsletter

- New Business -

M- Committee Reports, as per Newsletter October 2017

M- Sanctuary House raffle quilt

- Catherine S - Chairperson of Words

- Gail L - Community Quilts

- Janet M & Diane S - Teachers

- Sue & Betty - Super Saturday

- Maxine - Refreshments

- Janet W - President's quilt

- Gail - Community Quilts

- Break will be at 7 o'clock

- Program

- Fabric Draw

- Show and Tell

Next meeting Monday November 6th, 2017

Meeting Adjourned

M- Means motion, discussion and vote

SAY CHEESE!



TONIGHT IS PICTURE NIGHT!!!! Isn't Trisha cheesy?!

WQG Minutes September 11, 2017

Meeting called to order at 7:15 by president, Janet Wright.

Welcome.

Introduction of new executive and committee chairs:

Vice President - Trisha Robinson

Treasurer - Kim Reeleder

Secretary - Sandy Corey

Past President - Ellen Armour

Registrar - Colleen McKee

Welcome to our guest, Ruth Page, and new members, Carolyn Campbell and Sharon Dickinson.

President's Message:

During my executive meeting research, I noticed that the "Duties of Executive and Chair" lists were extremely outdated, as was, possibly, the Constitution. So I appointed a new chair - Catherine Sutherland, as Chairperson of Words. She will examine the duties outlined and the Constitution, and report back.

The web page is up-to-date and members are encouraged to visit it.

If you do not receive the newsletter via email, it is available on the website, and there is contact information to the editor if you want/need to correct your email address.

A reminder that your Guild membership card will give you 10% off at many stores, including Mardens and most quilt shops. Sometimes you have to ask for the discount.

A reminder that the registrar has a sign in sheet at the door. Please remember to check your name.

Approval of Agenda, as published in newsletter

Agenda was missing an item: Retreat 2017. Please add it after Kathy B's Food Bank Project. Also add Trisha Robinson to discuss the Riverside Court project.

Moved by Joan Anderson, seconded by Kathy Boone to approve the adjusted agenda. Motion approved.

Approval of minutes, as published in newsletter

Clarification of June minutes, Quilt Show section - " there will be another meeting of the Committee, after which Terry will send out the final report via email" should be changed to "Terry will gather all Quilt Show related files and put them on a flash drive for the new chair."

Motion to approve the adjusted June, 2017 minutes, as published in the September, 2017 newsletter by Annette Draper. Seconded by Jolene Clark. Motion carried.

There was no business arising from the minutes.

Correspondence

We received thank you cards for comfort quilts from Kathy Boone, Randy Leonard, and Madeline McLaughlin. We also received a thank you card from Shirley Dunphy for sending her a get well card.

Treasurer's report, as published in the newsletter

Motion to accept the Treasurer's report as published in the September, 2017 newsletter by Kim Reeleder. Seconded by Janet Nichol. Motion carried.

New Business

Budget Proposal

Motion to accept the budget proposal as published in the September, 2017 newsletter by Jackie Walker. Seconded by Linda McAfee, Motion carried.

Guild pin purchase

The Guild has traditionally given each new member a pin with our logo on it. We have also given them as part of thank you gifts to teachers, other guilds, and offered them for sale at our Quilt Show. We have very few left and need to order more if the members wish to continue these practices. There was much discussion by members who did not believe that they had ever received a pin.

Motion to purchase 500 pins from Kamden Graphics by Trisha Robinson. Seconded by Sandra Culberson. Motion carried. Those members who were not given a pin in the past, will receive one. Those members who have lost theirs may purchase a replacement for \$5.

Committee Reports:

Motion to accept the committee reports as published in the September, 2017 newsletter by Linda Markey. Seconded by Barb Long. Motion carried.

Position still vacant - Legacy

Janet W made an earnest plea to anyone who might tackle a legacy project. Teach a newbie to quilt. Any idea. There is a budget.

Teachers - Diane Scott and Janet Melanson

Janet asked for those who might be interested in the three proposals mentioned in the newsletter. There was interest and she will go forward and report back. There was also a question as to why the projects all seemed to be art quilting. So, anyone who knows of someone who could teach a class, please forward names to Janet or

Diane. If you would like something taught, please forward the topic to Janet or Diane. If you want to teach something, please forward your name and topic to Janet or Diane.

Refreshments - Maxine O'Donnell

Maxine needs a partner to help her, especially for those months when work prevents her from attending the meeting. Kathy Boone volunteered to help for October.

Riverside Court Project-Trisha Robinson

Trisha passed around a sign-up sheet for volunteers.

Food Bank Project- Kathy Boone

Kathy volunteers at the food bank and a while back someone dropped off a box full of quilt blocks. There are enough to make more than twenty quilts. She is looking for volunteers to help her. If you are willing, please get in touch with her. Backing and batting is available.

Retreat- Annette Dykeman

There have been three cancellations. One spot has been filled, so there are two spots remaining. If you want one of those spots, contact Annette immediately. The committee has set a goal of 150 comfort bags. Some kits were available at the back of the room.

President's Quilt- Janet Wright

Janet has challenged the members to make the quilt she showed at the meeting. It will be a Block of the Month. The first month will include fabric requirements and instructions for the center medallion. Finished size is 80" x 80".

Program- Jolene Clark

Jolene outlined her plan for the year. Each month will have a fat quarter draw for those wishing to participate. The September theme was fall leaf fabric. Second, each month there will be a showing of the challenge from the previous month. Third, there will be a presentation concerning the yearlong theme of modern quilts and the monthly challenge that reflects it. Fourth, there will be information regarding the mystery quilt. The fat quarter draw was not well supported mostly because members had not read their newsletter carefully and because the notice of theme was too late to allow them to participate. Many promised to participate in the next months.

There was a grand showing of Row by Rows. Winner of the challenge was Trisha Robinson.

As outlined in the newsletter, Jolene is challenging members to quilt outside their comfort zones by trying modern quilts. This month's theme is the Nine Patch. To assist, she handed out instructions for a disappearing nine patch, mentioned several websites and books we could reference, and showed some examples she had constructed. The challenge is a modern version of a nine patch, finished size is to be 12" square.

There were hints for the mystery quilt - half square triangles! Size will be 64" x 84", but it can be made larger.

Anyone looking for extra information can find it on the web page, drop down menu - Program.

Super Saturday - Betty Doherty

Betty showed samples of this Saturday's project.

Annual Directory

New pictures will be taken in October, come looking your best!

Fabric Draw - Diane Lawson

I am sorry that I didn't get all the names of all the lucky winners. I will do better next month. Two of the three were Ann Grant and Kim Reeleder.

Show and Tell

Many members were busy quilting over the summer and showed some lovely work.

Next meeting is October 2, 2017.

Meeting adjourned at 9:25.

Respectfully submitted by Sandy Corey

Secretary

Treasurer's Report for October 2017 Newsletter

Submitted by Kim Reeleder

Balance	July 31, 2017	<u>\$ 20,388.08</u>
Income:	\$ -	
Total Income		\$ -
Less :	post dated cheques on hand \$ -	
Expenses:	Office \$ 3.00	
Total Expenses		\$ (3.00)
Balance August 30, 2017		<u>\$ 20,385.08</u>

Teacher Update

We have booked Juliet Nowlan for Nov 25. Saturday to teach Curved Piecing Wall Hanging. Look on our Facebook page for pictures but we will also have photos at the guild meeting. Price for the class is \$15.00 includes the pattern. Kit available for \$20.00 from Juliet. Sign up on Monday at meeting. We also need a billet for Friday night, Nov 24 as she is coming from Quispamsis. Any questions please see Janet M or Diane S

Sunshine

In Sept. I sent sympathy cards to Gail Lawrence and Marilyn Sarchfield, and thinking of you to Nadine Bolton
Linda M

Super Saturday:

October 28th November 18th January 20th February 17th March 17th
April 21st May 26th

Super Saturday Supplies October 28, 2017

" Tea Cakes "

We will be making 6 $\frac{3}{4}$ " blocks using Miss Rosie's Quilt Co. printed foundation paper by Moda Fabrics. This method makes squares quickly and easily- we think it will be a fun method to learn!

You can make any size quilt, or use your squares to make a table runner or placemats- or any other project you dream up!

The pattern calls for one layer cake of prints and one layer cake of solid background fabric. To make the 63 x 70 quilt shown in the picture you use (28) 10 x 10 prints and (28) 10 x 10 solids from the layer cakes. You can use more if you want your quilt to be bigger. You can certainly use fabrics from your stash if you prefer. Make sure that the solids you use are a neutral fabric that will contrast with the prints. You will have 56 squares with this amount of fabric.

If you want to make a smaller project just decide how many 6 $\frac{3}{4}$ " blocks you will need and adjust the number of 10" squares you gather. In addition to the finished blocks, you will want fabric for borders and binding.

The photo will give you some ideas....we will also be showing you how arranging the triangles in various ways can give your block a whole new look!



Community Quilts

In September we gave out 2 quilts.

We had 3 quilts come in - 2 of the Swoonie quilts that were hand quilted over the summer by Dorothy Davis & Gaynelle Sharkey, a rag quilt made by Joan Prosser.

Please contact me at 324-9119 if you need a quilt for someone.

Thanks, Gail Lawrence

Program

Fat Quarter Draw:

This month the color is Orange. Please bring a fat quarter if you wish to participate. Please drop by table when you come to meeting for your ticket stub for draw.

Modern Blocks:

I was on line recently and came across a description of modern quilt blocks @ <https://www.craftsy.com/blog/modern-quilting-blocks/>

Any traditional block can modernize using the principles of modern quilting: bold color, negative space, use of quilting.

Many blocks lend themselves to the modern movement: geometric shapes, stars, paper piecing. There are also examples of log cabin and string blocks.

This month I thought we would explore the use of stars.

We can use traditional star patterns and make them modern with use of color or by construction using off-set points.

Examples:

Lone Star

Fractured Lone Star

Modern Ohio Star

Inverted Star

Reference Patterns:

Solstice Stars: A Series of Quilt Block <http://www.freshlemonsquilts.com/quilt-alongs-2/solstice-stars/>

Seeing Stars by Tricia Cribbs <http://www.turningtventy.com/store-detail.php?cat=97&ID=0>

Star Quilt Patterns : <https://www.favequilts.com/Miscellaneous-Quilt-Projects/Star-Quilt-Patterns-Free-Block-Designs-and-Quilt-Ideas>

Mystery Quilt: Part 1

Half Square Triangles

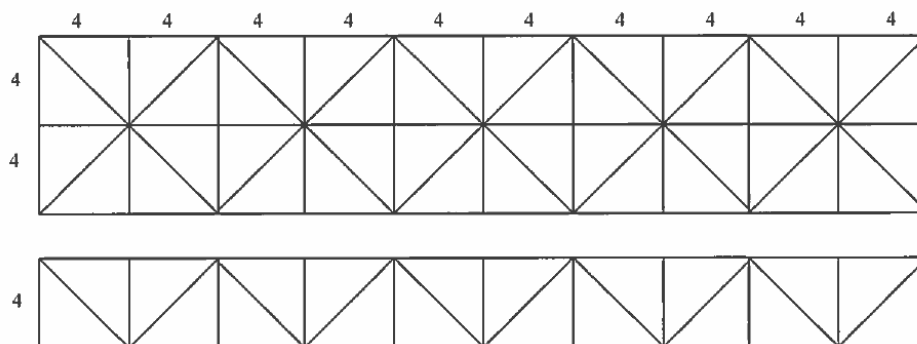
Unit 1 – Half Square Triangles

This is a tedious step, but once you finish these half square triangles, the rest is fun. Think of it as prep work!! Directions for one way of making half square triangles are given below. If you have your own method or prefer to use Thangles, be my guest! The size of your blocks should be 3" x 3" (finished 2½" x 2½").

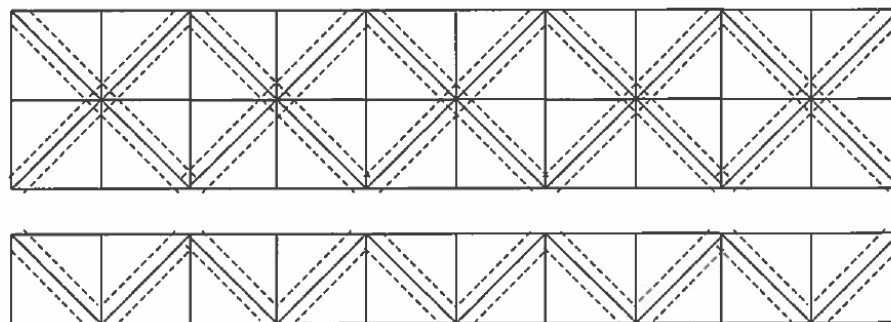
Unit 1A - Dark/Light Half Square Triangles (140)



1. Cut (3) 8" strips and (1) 4" strip from both the **dark** and **light** fabrics.
2. On the wrong side of the light fabric, mark lines every 4", then draw diagonal lines like the drawing below. (Note. This is slightly larger than necessary to provide a little "wobble room". We'll trim them to their proper size at the end.)



3. Place right sides together. Sew ¼" on both sides of the *diagonal* lines.



4. Cut on *all* the solid lines. Press toward the **dark** fabric. Square up to 3" x 3".

Happy Fall to one and All!!

Jolene

Quilting at Riverside Court - 2017 - 2018

The Woodstock Quilt Guild will be starting Tuesday afternoon quilt sessions with the Seniors at Riverside Court again and we will need volunteers to help the Seniors put together small quilts which will become part of the Community quilt inventory for the 2017/18 quilting year. The first session has been scheduled for Tuesday, September 19th.

At least 3 volunteers are needed and should be able to start at 12:30 p.m. in order to prepare the quilt on the quilt frame. The seniors will be ready to work on the quilt at 1:00 p.m. We will be tying the quilt and if you have not put one together with this method, this would be a good place to learn. Based on past sessions, we have been able to complete a quilt in an hour so we should be finished by 2:15 p.m. just in time for afternoon tea and cookies (should have time to stay and visit with the seniors).

The next dates planned so far will be: Tuesday, October 3rd ; Tuesday, October 17th;
Tuesday, October 31st

Tuesday, November 14th ; Tuesday, November 28th

Tuesday, December 12th

If you are interested in any of these dates please contact Trisha at 328- 6878 or trisha.robinson@bellaliant.net. I will also be at our September 11th meeting if you want to let me know about volunteering for a particular date at that time.

Thanks so much for your help with this endeavour,

Trisha Robinson

Library Report

Hello ladies,

As your new librarian I have listened to your requests and I am happy to share the newest additions to our library. We have two new baby quilt books, two jelly roll books, The Versatile Nine Patch book by Joan Ford, and a small project book. I have also ordered a One Block Wonders of the World, 2017 edition which will be released in November, so something to look forward to!

To date I have organized our library removing all the books that have been not used since 2012, five years ago. I would like to have a book sale, all old books at \$2 each, so bring some change to the October meeting and all proceeds will go to ordering new books. If anyone has any requests for new books for the library please let me know, I want everyone to enjoy our books and have some input ☐

I am getting close to having a complete list of our books ready for the website, this will allow each of us to know exactly what is available in the library and maybe what we need to purchase. That way, if you are browsing online and see a book you would like you can check our library list to see if we already have it. If it's a popular book, I would keep a waiting list for who gets it next.

As always email me with any thoughts or suggestions at grantam@xplornet.ca

Ann Grant

Editorial Notes

Charlotte Cook Victoria Corner Sewing Machines 2282 Route 103 Victoria
Corner, NB E7P 1E7
375-4396 or cell 325-8926

Is there a tool or quilting product you would like to purchase? Or interested in a bolt of fabric? Superior Threads?

Available for purchase is quilt batting, cause you know we all need it :P

80/20 Poly/Cotton	96" wide	\$11.00/yard
100% Cotton	96" wide	\$12.00/yard

80/20 Poly/Cotton	120" wide	\$13.00/yard
100% Cotton	120" wide	\$14.00/yard

all inclusive - no tax added.

Prices subject to change without notice

Happy stitching!

Next meeting November 6th, 2017 at 7pm

The End