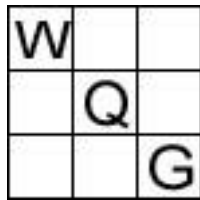


## Nine Patch News



Woodstock Quilt Guild

**January 2018**

**2017-18 Executive**

**President- Janet Wright**

**Vice President - Trisha Robinson**

**Past President- Ellen Armour**

**Registrar - Colleen McKee**

**Secretary - Sandy Corey**

**Treasurer- Kim Reeleder**

**Website: <http://www.woodstockquiltguild.weebly.com>**

### Committees:

**Community Quilts - Gail Lawrence**

**Fat Quarter Draw : Dianne Lawson**

**Web Site: Marilyn Sarchfield & Jolene Clark**

**Phone Committee: Linda Markey & Terry Dickinson**

**Refreshments: Maxine O'Donnell**

**Sunshine: Linda McAfee**

**Photography: Dorothy Davis**

**Library: Ann Grant**

**Program: Jolene Clark**

**Newsletter: Janet Wright**

**Quilt Show: Betty Doherty ?? Maybe :P**

**Booking Instructors: Janet Melanson & Diane Scott**

**Retreat: Diane Scott & Janet W**

**Legacy - Suzanne Hunter but still OPEN**

**Super Saturday: Betty Doherty & Susan Hayden**

**Chairperson of Words: Catherine Sutherland**

### President Message

Now that the holidays are over, let get to quilting!! Hard to believe we are half way thru our guild year. Hope you are all enjoying it as much as I am. Lets watch it snow and sew!! 2 blocks for the Prez quilt this month!!!

<http://woodstockquiltguild.weebly.com/presidents-quilt.html>

President, Janet Wright

## Meeting dates for the year

January 8<sup>th</sup>      February 5<sup>th</sup>      March 5<sup>th</sup>      April 9<sup>th</sup>      May 7<sup>th</sup>      June 4<sup>th</sup>

Underlined dates are the second Monday of the month

## Meeting agenda

Opening Remarks, Welcome - intro of new members

**M**- Approval of Agenda, as published in January 2018 newsletter

**M**- Approval of December 2017 minutes, as published in January 2018 newsletter

- Business arising from the minutes

- Correspondence

**M**- Treasurers Report - as published in January 2018 newsletter

- New Business -

**M**- Committee Reports, as per Newsletter January 2018

- Janet M & Diane S - Teachers

- Sue & Betty - Super Saturday

- Janet W - President's quilt

- Break will be at 8 o'clock

- Program

- Fabric Draw

- Show and Tell

Next meeting Monday February 5<sup>th</sup>, 2018

Meeting Adjourned

**M**- Means motion, discussion and vote

Woodstock Quilt Guild Minutes from December 4<sup>th</sup>, 2017 meeting

Meeting called to order at 7:03 pm by President, Janet Wright

### Opening remarks, welcome

Welcome to Marilyn Rose and Linda Markey from the River Valley Cancer Support Group Cancer Bags project. They were in attendance to accept 154 bags and 2 boxes and 3 bags of items to fill them. The bags are given to folks who are receiving cancer treatments. They also mentioned that calendars were available for purchase at \$10 each.

**Approval of Agenda, as published in December, 2017 newsletter.**

Motion to approve the agenda by Catherine Sutherland and seconded by Kathy Boone. Motion approved.

**Approval of minutes, as published in December, 2017 newsletter**

Motion to approve the minutes by Janet Melanson and seconded by Ann Grant. Motion approved.

**Business arising from the minutes**

There was no business arising from the minutes.

**Correspondence**

There were two thank you notes from Carolyn Tompkins and Lise Fox for comfort quilts. The Telegraph Journal published an article about the quilt project initiated by Kathy Boone on behalf of the Woodstock Food Bank.

**Treasurer's report, as published in the December, 2017 newsletter**

Motion to approve the Treasurer's report by Kim Reeleder and seconded by Jolene Clark. Motion approved.

**New business**

**Committee reports as published in December, 2017 newsletter**

Motion to approve the committee reports by Sue Hayden and seconded by Terry Harcombe. Motion approved.

**Teachers, Janet Melanson and Diane Scott**

The class with Juliet Nowlan was very successful. Many participants showed their wonderful creations. The Apple Blossom class with Darcie Hunter is being arranged for February 25th. Sign up will be at the January meeting.

**President's Quilt, Janet Wright**

Please check the website for the next block. Because of the holidays there is only one this month. Back to two blocks in January.

---

### **Super Saturday, Sue Hayden and Betty Doherty**

November 18th there was a wall hanging and/or a pillowcase class that was well attended. There will not be a December Super Saturday. On January 20th there will be an open sew day, no project, just a chance to have a mini retreat day. February will be a bargello project, a table runner or placemats, led by Linda MacAfee.

### **Program, Jolene Clark**

Jolene began talking about and showing her Little Red Truck projects.

There was a demonstration about the many sub cuts that were possible from a fat quarter or a layer cake. Please see the website for all the details.

The next part of the mystery quilt is to construct 18 Spinning Stars. She reminded everyone to consistently press to the dark side to manage the bulk. Also, constructing it as four blocks and then sewing them together, made the construction simpler.

There was a showing of the modern Log Cabin blocks. The draw winner was Diane Scott.

There wasn't a fat quarter draw this month, however, January theme is snowflakes.

---

### **Presentation, Joyce Richard**

Joyce presented a lovely snowman wall hanging to Janet Wright as a thank you for all she does for others.

### **Tea and coffee, Maxine O'Donnell**

Maxine needs volunteers for January through May to help when she is not available. She is offering a draw in June as a thank you to her helpers.

### **Show and tell**

Another grand showing!

---

### **Fabric Draw**

Winners were Suzanne Hunter, Ellen Key, Sharon Dickinson, and Sandy Corey.

**Next meeting** January 8, 2018

Meeting adjourned at 8:12 pm

Respectfully submitted by Sandy Corey

---

Treasurer's Report for January 2018 Newsletter  
 Submitted by Kim Reeleder

<b>Balance October 31, 2017</b>			<b>\$ 14,429.25</b>
Income:	FQ Draw	\$ 130.00	
	Instructors - Classes	\$ 270.00	
	Membership	\$ 100.00	
<b>Total Income</b>		<u>500.00</u>	<b>\$ 500.00</b>
Add: Cash on hand deposited			\$ 105.00
Less : post dated cheques and cash on hand			\$ (10.00)
Expenses:	Office	\$ 3.00	
	Community Quilts	\$ 34.81	
	FQ Draw	\$ 99.45	
	Instructors - Classes	\$ 508.90	
	Library	\$ 38.24	
	Refreshment	\$ 7.20	
<b>Total Expenses</b>		<u>691.60</u>	<b>\$ (691.60)</b>
<b>Balance November 30, 2017</b>			<u><u><b>\$ 14,332.65</b></u></u>

### Teacher Update

Our next teacher is Darcy Hunter on February 24<sup>th</sup> @9am. She will be teaching Springtime Apple Orchard. The price is \$15.00 for the class. We will be taking names in January. Please see Janet M or Diane Scott to sign up to reserve you seat. Try something new and you may be surprised that you like it. The list of material follows.



## **"Springtime Apple Orchard" Art Quilt** by Darcy Hunter of Darcy Doodle Quilts

### **Supplies:**

Basic sewing supplies

Cutting mat

Rotary cutter

Quilting ruler

Temporary fabric adhesive (505 or other similar product)

Lightweight fusible web (3 sheets, or approximately a piece 12 inches By 35 inches)

Iron and ironing board

Sewing machine

A variety of threads to match the background, tree trunk, and confetti

Fine permanent fabric marker

Free motion quilting gloves

Elmer's Glue stick

### **Fabric and other Requirements:**

Try not to use too many solid color fabrics. Dimension is achieved by using tone on tones, batiks, and cottons with small patterns. Look in your scrap bin for leftover strips.

**Grass**-a combination of lights, mediums and dark green strips that are varying widths of 1 inch to 2.5 inches. You will be cutting these strips into smaller pieces, so they can be varying lengths as well (3 to 8 inches). You will need approximately a fat quarter's worth of strips (which is 18 inches by 22 inches) but have a little extra on hand.

**Sky**-a combination of light and medium blues in strips the same as the grass requirements above. I also mixed in a little white and grey to give the impression of clouds.

**Trees**- a fat quarter of brown print or batik (you need approximately 12 by 12 inches)

**Confetti Blossoms**- 6"x 6" scraps of 3 to 4 different whites, a 3"x 3" scrap of pale to medium pink, a 3"x 3" scrap of yellow and a 3"x 3" scrap of light green (batiks are best)

2 yards of specialty yarn to coordinate with the greens and blues you chose for your grass and sky. I used a piece of yarn that had a combination of white, green and blue in it. It's best if it has some texture.

Thin batting (I use Heirloom 80/20 or you can use 100% Cotton) - approximately 17 inches by 17 inches

2 yards of hemp twine or yarn

A piece of driftwood that is approximately 17 inches long (a couple of inches longer than the width of the finished quilt) or if you prefer to hide the hanging hardware, a  $\frac{1}{4}$  inch dowel that is 15 inches)

Backing-17" x 17" coordinating fabric plus 2 pieces 3"x3"  
Thanks Janet M and Diane Scott.

### **Sunshine**

I sent a get well card to Betty Butler, sympathy cards to Linda Mc Hatten and Sue Hayden.

Linda M

### **Community Quilts**

In December no quilts were given out. Thanks to the G8 group for donation of 2 quilt tops; Trish Robinson for a quilt top and to Doris Barrie for donations of backing fabric. Please contact me at 324-9119 if you need a quilt for someone.

Thanks, Gail Lawrence

### **Super Saturday:**

January 20<sup>th</sup>    February 17<sup>th</sup>    March 17<sup>th</sup>    April 21<sup>st</sup>    May 26<sup>th</sup>

Let us sew...let us sew...let us sew...January 20th 2018....weather permitting...bring a UFO or new project to work on...maybe you need advice on a work in progress...come and have a fun day of friendship. **I will be there by 8 am....stay a few hours or for the whole day.** Hope to see you there!

Sue & Betty

### Bargello Table Runner and Placemats for February Super Saturday

Choose your fabric: Select 10 fabrics in one colour group with values ranging from light to dark, or choose 5 fabrics from one colour group and 5 from another group, making sure that the fabrics in each colour group range from light to dark.

<u>Material</u>	Bargello Fabric	Binding	Backing	Batting
Table runner 19 ½ x 49	¼ yard of each	5/8 yd	1 2/3 yd	24 x 54
(4) 13 x 19 ½ Placemats	¼ yard of each	1/3 yd	1 ½ yd	(4)17x24



### Program

Happy New Year to one and all.

I hope this finds you all rested and ready to make new and pretty things!

This month we will be exploring something I have been seeing often. Also, I will be issuing a new challenge due at our June meeting.



How are things going on your **Initial Challenge**? Due date is February Meeting. I am excited to see them all.

Use your three Initials. One is the colour, one is the pattern/block, the third is the quilting motif.

Example Betty Ann Smith

Colour: Blue

Pattern/Block: Aunt Sukey's Choice

Quilting Motif: Stipple.

This can be whatever size you wish, Min 12X12" finished.


### FAT QUARTER RAFFLE:

If you wish to participate please bring a fat quarter with the theme snowflakes.

### MYSTERY QUILT:

This month we have instructions on the last unit. Then we will begin assembly.

#### *Unit 3 – Friendship Star Variation (17)*

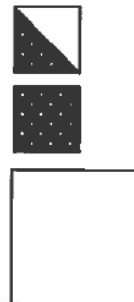


1. Cut (10) 3" strips from the **dark** fabric. Cut (130) 3" squares from the strips. You will also need the extra 6 squares from Part 2 for a total of 136 squares.
2. Cut (3) 5½" strips from the **light** fabric. Cut (17) 5½" squares from the strips.
3. For each block use:

(4) Unit 1A: Dark/Light Half Square Triangles

(8) 3" Dark squares from above

(1) 5½" Light square from above



4. Refer to the diagram for positioning and orientation. Sew units into rows, then rows into blocks. Make 17 blocks.

5. Press. Square up to 10½" x 10½".

See you all at our meeting.

Tks

Jolene

### **Quilting at Riverside Court -2018**

Riverside quilting with the Seniors begins again on January 16th, 2018 (Tuesday) and I am looking for at least 4 volunteers to load the quilt and assist the seniors with the tying. We will follow the same format for the bi-weekly schedule after that, so the next session will be Tuesday, January 30th. Volunteers need to be able to be at the residence by 12:30 noon and we usually finish the quilt by 2:15 p.m.

As usual, we are always invited to tea and cookies after we have finished and if your schedules permit it. The seniors love to have our company and conversation.

I will bring a schedule for volunteer sign ups at the January 8th meeting. Thanks to all those you have the time to help with this very worthwhile endeavour.

Trisha Robinson

### **Library Report**

New books have been ordered!!!!!!!!!!!!

Ann Grant

### **Retreat**

For those people who like to plan in advance (like me!!), the upcoming retreat dates are:

- October 18-21, 2018
- October 24-27, 2019
- October 1-4, 2020
- October 21-24, 2021

Janet Wright and Diane S

## Editorial Notes

I have been appliquéing with Bottom Line thread. IT'S AWESOME!!!

Charlotte Cook Victoria Corner Sewing Machines 2282 Route 103  
Victoria Corner, NB E7P 1E7 375-4396 or cell 325-8926

I now have three different bolts of 45" tone-on-tone white/ivory cottons as well as a bolt of 108" tone on tone ivory/white backing fabric. These are exactly what we used to get 'over across' but which they don't seem to carry anymore. My price is comparable to what you would have paid coming from US with the state tax, exchange and HST at the border. The 45" is an all inclusive price of \$7.50, and the 108" is an all inclusive price of \$14.75.

As well, I now carry some Bottom Line thread. Ask me about it...the machines love it, it's the finest weight thread I know of, and because of that you only fill your bobbin about half as often!

Also, I have a machine on sale. Regular price is \$800, now \$700. This is a good one for quilters as it has the knee lift (third hand) to raise the presser foot when you want to change directions...60 stitches, auto thread cutter, needle threader.... Just in time for Christmas...tell your husband it's way cheaper than a snowmobile....



Have you emailed the Chairperson of Words your suggestions yet??

Next meeting Feb 5th, 2018  
Meeting starts at 7pm.

The End